



In-Line Saws

MIDWEST MACHINE, with over two decades of experience, specializes in the development and design of saws tailored to meet various specific needs. Our extensive expertise spans across diverse industries, with a primary focus on beef and pork processing. Over the years, we have pioneered innovative methods to implement an In-Line cutting/sawing process, effectively mitigating potential hazards for employees.



Single In-Line Saw

This strategic approach has not only enhanced safety measures but has also resulted in increased productivity and a significant reduction in the reliance on highly skilled workers. The incorporation of a precision guidance system, utilizing technologies such as lasers, rails, chains, tabs, etc., empowers you to seamlessly release the product while maintaining precise control to ensure the achievement of due process. At MIDWEST MACHINE, we provide cutting-edge solutions that optimize efficiency and safety in industrial cutting processes.



Dual In-Line Saw

In the past decade, MIDWEST MACHINE has achieved a significant milestone with the development of our highly reliable band saw, aptly named "The Slim Line Saw." The innovative slim design of this saw has opened doors to applications that were previously considered impossible. This versatility allows us to deploy "The Stream Line Saw" in various industries and settings.

Expanding our product range, we not only offer the In-Line saw but have also introduced a Double In-Line Saw and a Triple In-Line Saw. These advanced saws maintain precise control over the product while facilitating multiple cuts, showcasing our commitment to providing cutting-edge solutions that cater to a diverse range of industrial needs.


Booth # B39077

MIDWEST MACHINE LLC.

www.midwestmachinellc.com
806-355-9400

At MIDWEST MACHINE, our continuous efforts in research and development drive us to push the boundaries of what is achievable in the realm of saw technology. We remain dedicated to offering reliable and efficient solutions that redefine possibilities in cutting processes across different sectors.

Triple In-Line Saw



At MIDWEST MACHINE, we respect the privacy and proprietary concerns of our customers, understanding that the success of these industries often relies on closely guarded processes. Our commitment remains steadfast in delivering cutting-edge solutions while respecting the unique challenges and sensitivities within various industrial landscapes.

We specialize in creating custom machines for your specific needs!

So,

Find your way over to our booth at the 2024 IPPE to learn more about technology propelling the food industry to a whole new level!

We Can Build That!



Booth # B39077

